

Reality Scenario Based Training Introduction Cover Sheet

Title: Integrated Reality Based Training Introduction

Recommended Time: 30 Minutes

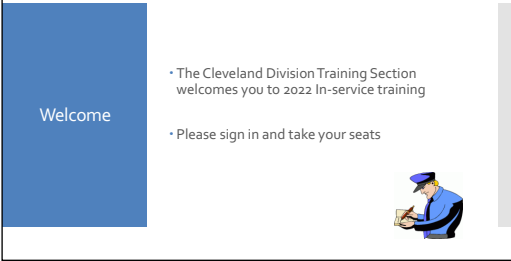
Primary Audience: Patrol Officers, Detectives, Supervisors


Module Goal: Welcome student officers to training, confirm everyone is signed in, and perform safety check

Required Materials: PowerPoint projector

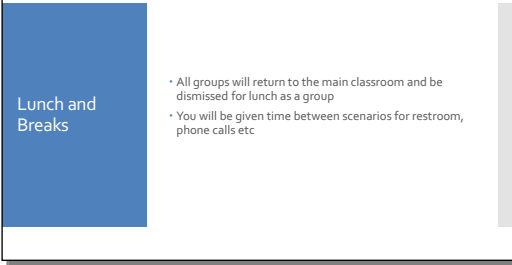

Student Handouts: Pre-test

Recommended Time Allocation		
	Unit	Recommended Time (minutes)
1	Welcome	5
2	Safety check	10
3	Training expectations	15
Total		30 minutes

<p>Slide 1</p>	 <p>The slide features a blue rectangular box on the left with the word "Welcome" in white. To the right of this box, there are two bullet points: "• The Cleveland Division Training Section welcomes you to 2022 In-service training" and "• Please sign in and take your seats". In the bottom right corner of the slide, there is a small cartoon illustration of a police officer in a blue uniform and cap, holding a clipboard and pen.</p>	<p>Instructor notes:</p> <p>Welcome everyone to CDP's integrated reality-based training, ensure everyone has signed in the appropriate sign in sheet. Ensure only officers who are on the sign-in sheet and have completed the preload are in class. If officers have not completed the pre-load, they shall be removed from class.</p> <p>Instructor says:</p> <p>Welcome everyone to scenario-based training. At this point you should not have any live weapons on you. If you discover a weapon, please notify a Training Section Instructor. Everyone is expected to be a safety officer. If you see any live weapons or anything unsafe, please stop the training. The words "STOP TRAINING" is the keyword to stop all activity. The scenario is over or there is a safety violation.</p>
----------------	---	--

Slide 2	<div data-bbox="391 222 532 445"><p>Safety Check</p></div> <p data-bbox="553 296 797 315">You should have no live weapons on you</p> <p data-bbox="553 342 813 373">If you discover a weapon on you or another officer, please notify an instructor</p> 	<p>Instructor says: safety is everyone's responsibility. Everyone, check right now that they don't have any weapons on or about your person.</p>
Slide 3	<div data-bbox="391 758 537 982"><p>Pre-Test</p></div> <p data-bbox="553 810 837 842">You will complete a 20 question test based on the following policies:</p> <ul data-bbox="553 848 688 911" style="list-style-type: none">➤ Use of Force➤ Search and Seizure➤ Bias Free Policing	<p>Instructor notes: Pass out the pre-test to all members present at the training.</p> <p>Instructor says: Please put your name, badge and assignment on the top of the page. You can begin to take the pre-test. After everyone is complete, an instructor will grade it and we will go over it at the end of the day (posttest)</p>

Slide 4	<div><div>Schedule</div><table><tr><th>Time</th><th>Description</th></tr><tr><td></td><td>Introduction and pretest</td></tr><tr><td></td><td>Scenario Module</td></tr><tr><td></td><td>Scenario Module</td></tr><tr><td></td><td>Weapon exchange</td></tr><tr><td></td><td>Lunch</td></tr><tr><td></td><td>Scenario Module</td></tr><tr><td></td><td>Post test and debrief</td></tr></table></div>	Time	Description		Introduction and pretest		Scenario Module		Scenario Module		Weapon exchange		Lunch		Scenario Module		Post test and debrief	<p>Instructor says: This is the course schedule for the day. We will be rotating you through 3 scenarios. 2 scenarios before lunch and 1 scenario after lunch. We will have a post-test and debrief at the end of the day.</p>
Time	Description																	
	Introduction and pretest																	
	Scenario Module																	
	Scenario Module																	
	Weapon exchange																	
	Lunch																	
	Scenario Module																	
	Post test and debrief																	
Slide 5	<div><div>Expectations</div><ul style="list-style-type: none">• Participation is mandatory and part of your final assessment• You will get out of it what you put into it• Treat everyone with respect and professionalism• If there are observers to the training, ignore them</div>	<p>Instructor says: Training expectations</p> <p>You are expected to take an active role in training and fully participate</p> <p>you will get the most out of the training and help you understand the concepts if you take an active role</p> <p>Class participation is mandatory</p> <p>If you see any observers, they will not disturb the training, please ignore them</p>																

<p>Slide 6</p>		<p>Instructor says: When the first two scenarios are complete, all officers will return to the main classroom and complete a weapons exchange. We will be dismissing everyone for lunch at the same time. When you return from lunch, do not leave any weapons in your car or handle weapons.</p>
<p>Slide 7</p>		<p>Instructor note: Answer any questions student officers may have.</p> <p>Instructor says: The Training Section has two AEDs in both main buildings and any first aid equipment that you might need. If an injury happens during training, please notify a Training Section Supervisor.</p>